




DYE-namic ACETONE DYE

Available in 37 proprietary colors. The primary colors provide the ability to blend custom colors.

Two Formulas: UV or Interior Polishing



Primary Glacier



Primary Dixie Red



Primary Yellow




Raw Sienna



Black



Chestnut



Chocolate Brown



Forest Green



Burnt Sienna




Eggplant




Sand



Turquoise



Saddle Brown




Terra Cotta



Gold



Slate Blue




Green



Mahogany




Caramel




Walnut



*Light Gray



*Medium Gray



*Dark Gray



*Taupe



*Sun Buff

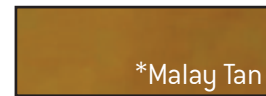


*Buff




*White

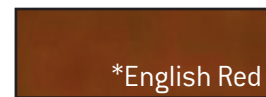
TOUCH-UP COLORS FOR SEDONA ACID



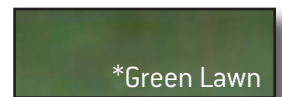
*Malay Tan



*Black




*English Red




*Green Lawn



*Cola



*Walnut




*Fern



*Golden Wheat



*Vintage Umber



*Aqua Blue

*These colors are available in UV Formula only and NOT available in the Interior Polishing Formula.

The color samples above are representations of the actual dye samples. Due to variation in concrete composition, age, surface conditions, surface preparation, and application techniques the exact color may vary. Testing is recommended.



made in the USA

Distributed by Cimarron Wholesale
125 NE 40th Street
Oklahoma City, OK 73105 USA
Phone 866-906-2006

www.ssspecialtiesconcrete.com

SS DYE-namic UV Formula



Technical Data Sheet (08/10/15)

TRANSLUCENT EXTERIOR/INTERIOR, UV RESISTANT CONCRETE DYE

PRODUCT DESCRIPTION

SS DYE-namic UV Formula is composed of finely ground color particles in solution. SS DYE-namic UV Formula is designed to penetrate open concrete surfaces. SS DYE-namic UV Formula colors may be used alone, combined or applied over another color to create monochromatic, multi shaded, multicolored, variegated and unique designs that will not chip, crack or peel. It installs in considerably less time than reactive acid stains or water based stains.

BENEFITS AND FEATURES

- Solvent-based dye is fast drying and an easy spray application.
- Provides a beautiful mottled effect similar to acid stain.
- UV formula has multiple colors to choose from including 10 offset colors for Sedona Acid Stain.
- 3 primary colors plus white for creating custom colors.

RECOMMENDED APPLICATIONS

SS DYE-namic UV Formula is recommended for most cured, unsealed exterior and interior concrete substrates. Do not apply to a floor that has been sealed prior until all sealer has been completely removed and the concrete is acid etched or diamond ground per ASTM Specs.

TECHNICAL INFORMATION

Solids	< 10%	VOC Content	< 50 g/l
Drying Time	> 1 minute	Blush Resistance	N/A
Application Temp	40°F–85°F	Solvent Resistance	N/A
Wet Appearance	Colored Liquid	Concrete Adhesion	Excellent
Dry Appearance	Colored Powder		

Please note that low air and/or concrete temperatures and/or relative humidity may extend drying times. Follow recommended coverage rates for best results.

SPECIFICATIONS/COMPLIANCES

SS DYE-namic UV Formula is VOC and OTC compliant in all areas of the US and many foreign nations.

APPROXIMATE COVERAGE RATES

- 5 Gallon: Approximately 2,000–3,000 square feet.
- 1 Gallon: Approximately 400–600 square feet.
- 1 Quart: Approximately 100–150 square feet.

Coverage rates above reflect approximate coverage of finished product (per gallon) applied per instructions. Coverage rates vary depending upon surface porosity and texture, and application method. Follow directions for best results.

INSTRUCTION FOR USE

PREPARATION: Test areas are strongly recommended on the actual surface of the proposed application. Testing in several areas of the concrete will better determine suitability, coverage, adhesion and approximate final results. The application area should be clean and free from all forms of dirt, oil, alkali, paint, cure & seals, and any other form of contaminant. The concrete surface must be prepped within the proper ASTM guidelines for the specific type of protective coating to be used. Failure to open the pores of the surface adequately may result in delamination. Diamond grinding is the preferred method for most applications, however, a thorough acid etch may be sufficient if done properly. Apply a test spot to check for sufficient adhesion to the substrate prior to doing the entire job. Protect all areas not to be dyed accordingly. Apply SS DYE-namic UV Formula only to dry, cured, neutral concrete surfaces.

MIXING: SS DYE-namic UV Formula is packaged only in a liquid form which needs to be mixed with acetone in 1 quart, 1 gallon, or 5 gallon increments. Mix SS DYE-namic UV Formula into appropriate amount of acetone per instructions on the bottle (this will depend on the size of the bottle purchased). Using the re-closable acetone container is recommended for mixing. Blend the mixture by stirring the open container, or by shaking the closed container for 30 seconds. **Do not use any form of electrical equipment to mix the dye with the acetone.** If a slower drying solution that will create a better mottled effect is desired, add the recommended amount of SS Dye Penetration and Mottling Agent at any time prior to application, per instructions. SS Dye Penetration and Mottling Agent is not recommended for porous concrete surfaces.

WARNING: It is recommended to follow the manufacturer of the acetone's instructions and the Safety Data Sheet (SDS) for exposure limitations and safe handling practices. Acetone is highly flammable! Do not smoke! Turn off all portable heaters and gas pilot lights. Extinguish all open flames prior to use! Avoid sparks!

APPLICATION: Apply SS DYE-namic UV Formula using an acetone sprayer with a #6 or #8 tip, keeping the tip approximately 24 inches from the surface. Apply in a uniform circular motion, not allowing the dye to puddle. Apply at a rate of 400-600 sq. ft. per gallon. The concrete surface should appear wet for just a few moments when applied properly. Mop up any puddle or excess dye with a clean rag to allow the surface to dry evenly. Allow SS DYE-namic UV Formula to dry for approximately 30 minutes prior to applying sealer or protective coating. **DO NOT OVER APPLY!** Over applying may result in delamination. In high heat conditions, add up to 4 oz. of SS Dye Penetration and Mottling Agent to retard dry time.

CLEANING: If the SS DYE-namic UV Formula leaves residual pigment powder on the surface use a buffer/burnisher with a white pad to remove loose dye. **DO NOT USE WATER.** Vacuum or dust mop loose dye prior to sealing application. Neglecting to clean residual dye could affect performance by acting as a bond breaker between the surface and any sealer/coating application.

SEALING: Seal SS DYE-namic UV Formula using a low viscosity, sprayable solvent based sealer. Use appropriate sprayer and tip per individual sealer instructions. Two coats are recommended for superior protection. It is not recommended to roll-on solvent based sealer over SS DYE-namic UV Formula, as it may reactivate the dye resulting in streaking. Water based sealers may be rolled on. SS Specialties has a variety of sealers to choose from. Call for technical assistance.

WAXING: Allow sealer/coating to dry and completely cure for 3–4 days. Apply wax per manufacturer's specifications. Any of the SS Cherry Wax series are the recommended finishes.

CLEAN UP

Use Acetone. Dispose of containers in accordance with local and federal regulations.

PRODUCT REMOVAL AND SHELF LIFE

SS DYE-namic UV Formulas is a concrete dye and cannot be chemically stripped. A commercial sand blaster, floor sander, diamond grinder, or another similar mechanical machine is necessary. SS DYE-namic UV Formula has a shelf life of one–two years in it's original, sealed, unopened container.

PRECAUTIONS AND LIMITATIONS

- SS DYE-namic UV Formulas will not freeze in storage. However, storing between 50° F and 85° F is recommended.
- All HVAC ventilation ducts should be blocked prior to application so solvent fumes are not distributed. It is recommended to turn OFF the HVAC system.
- SS DYE-namic UV Formulas are extremely flammable (mixed product). Do not smoke. Keep away from open flame and heat, including pilot lights. It is recommended to extinguish all pilot lights.
- It is not recommended to apply SS DYE-namic UV Formulas over carpet, tile, or other types of floor adhesives.
- Coverage rates depend upon many conditions including application method, surface porosity, applicator, etc.
- SS DYE-namic UV Formulas should only be used at the recommended dilution rate (never straight).
- SS DYE-namic UV Formulas should only be sprayed. Refer to instructions under the heading Application.
- It is recommended to seal over SS DYE-namic UV Formulas with SS Sealers.
- SS DYE-namic UV Formulas may be mixed to form various colors. Note, we cannot be held responsible for color outcome.
- SS DYE-namics is a permanent application. Please test prior to use.

SPECIAL NOTES

The statements made on this technical data sheet, as well as SDS, Product labels, etc are guidelines only. The end user should always perform tests and product evaluations prior to application to ensure suitability for particular uses. Please consult Safety Data Sheet (SDS) and read Warranty information prior to use. This information can be requested by contacting customer service at 866-906-2006.

SS DYE-namic Interior Polishing Technical Data Sheet is available on line at www.ssspecialtiesconcrete.com/products/polishing/interior-dye-namic-acetone-dye.



www.ssspecialtiesconcrete.com

Distributed by Cimarron Wholesale | 125 NE 40th Street | Oklahoma City, OK 73105 USA | Phone 866-906-2006 | Fax 405-526-2008